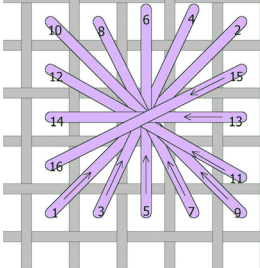
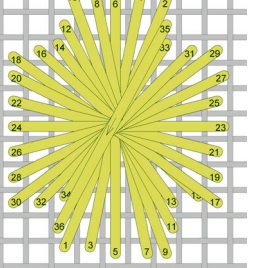
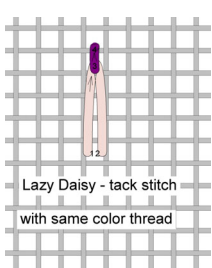
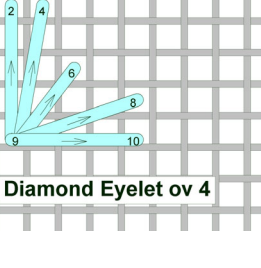
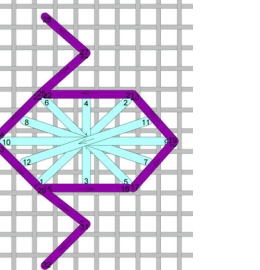
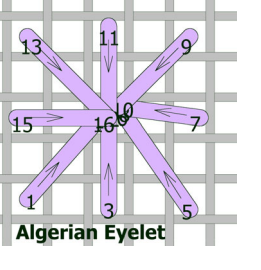
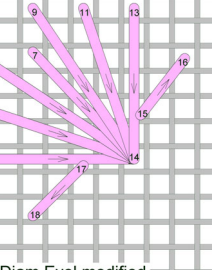
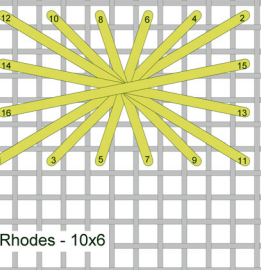
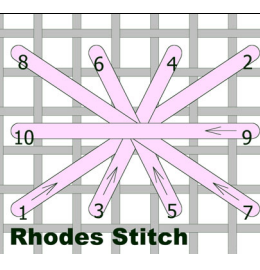
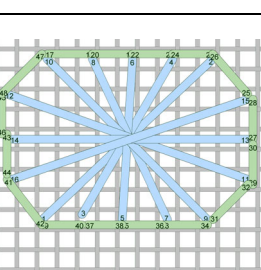
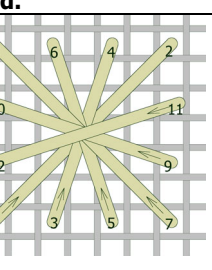
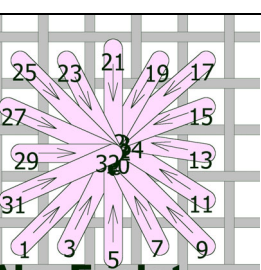


# CHAT 045 diagrams -- Châtelaine Designs – Martina Weber

( note: you can enlarge each diagram in the same way as you can enlarge the parts of the chart !)

	 <p>Rhodes irregular</p>	 <p>Lazy Daisy - tack stitch with same color thread</p>	 <p>Diamond Eyelet ov 4</p>
<p><b>01 – Rhodes Stitch dense</b></p>  <p>Rhodes flower</p>	<p><b>02 - Rhodes</b></p>  <p>Algerian Eyelet</p>	<p><b>03 – Lazy Daisy</b></p>  <p>Diam Eyelet modified</p>	<p><b>04 – Diamond Eyelet</b></p>  <p>Rhodes - 10x6</p>
<p><b>05 - Rhodes Flower</b></p>  <p>Rhodes Stitch</p>	<p><b>06 – Algerian Eyelet</b></p>  <p>Rounded Rhodes</p>	<p><b>07 – Diamond Eyelet mod.</b></p> 	<p><b>08 – Rhodes Stitch</b></p>  <p>Alg. Eyelet</p>
<p><b>09 – Rhodes Stitch</b></p>	<p><b>10 – Rounded Rhodes</b></p>	<p><b>11 – Square Rhodes</b></p>	<p><b>12 – Algerian Eyelet dense</b></p>